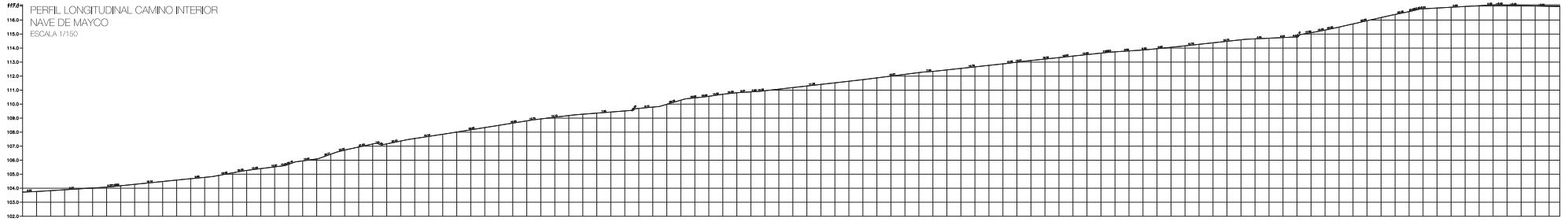


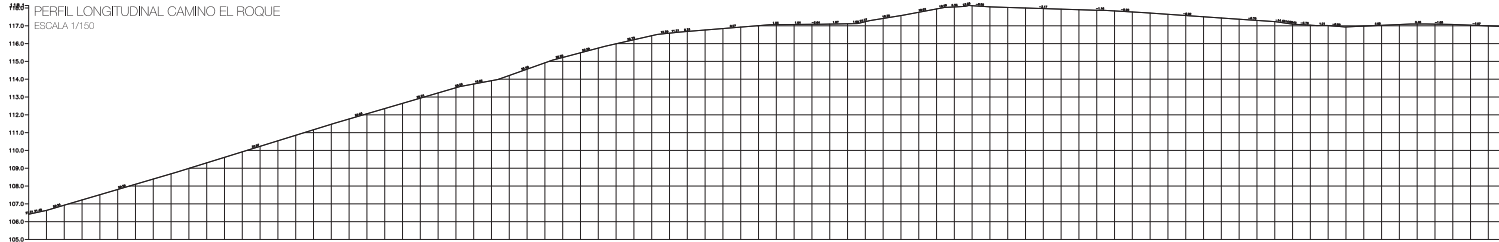
PERFIL LONGITUDINAL CAMINO INTERIOR
NAVE DE MAYCO
ESCALA 1/150



Escala H: 100 Escala V: 100

P.K.	DISTANCIAS AL ORIGEN	DISTANCIAS PARCIALES	COTAS DE PROYECTO
	0.00	0.00	103.74
	1.00	1.00	103.75
	2.00	2.00	103.76
	3.00	3.00	103.77
	4.00	4.00	103.78
	5.00	5.00	103.79
	6.00	6.00	103.80
	7.00	7.00	103.81
	8.00	8.00	103.82
	9.00	9.00	103.83
	10.00	10.00	103.84
	11.00	11.00	103.85
	12.00	12.00	103.86
	13.00	13.00	103.87
	14.00	14.00	103.88
	15.00	15.00	103.89
	16.00	16.00	103.90
	17.00	17.00	103.91
	18.00	18.00	103.92
	19.00	19.00	103.93
	20.00	20.00	103.94
	21.00	21.00	103.95
	22.00	22.00	103.96
	23.00	23.00	103.97
	24.00	24.00	103.98
	25.00	25.00	103.99
	26.00	26.00	104.00
	27.00	27.00	104.01
	28.00	28.00	104.02
	29.00	29.00	104.03
	30.00	30.00	104.04
	31.00	31.00	104.05
	32.00	32.00	104.06
	33.00	33.00	104.07
	34.00	34.00	104.08
	35.00	35.00	104.09
	36.00	36.00	104.10
	37.00	37.00	104.11
	38.00	38.00	104.12
	39.00	39.00	104.13
	40.00	40.00	104.14
	41.00	41.00	104.15
	42.00	42.00	104.16
	43.00	43.00	104.17
	44.00	44.00	104.18
	45.00	45.00	104.19
	46.00	46.00	104.20
	47.00	47.00	104.21
	48.00	48.00	104.22
	49.00	49.00	104.23
	50.00	50.00	104.24
	51.00	51.00	104.25
	52.00	52.00	104.26
	53.00	53.00	104.27
	54.00	54.00	104.28
	55.00	55.00	104.29
	56.00	56.00	104.30
	57.00	57.00	104.31
	58.00	58.00	104.32
	59.00	59.00	104.33
	60.00	60.00	104.34
	61.00	61.00	104.35
	62.00	62.00	104.36
	63.00	63.00	104.37
	64.00	64.00	104.38
	65.00	65.00	104.39
	66.00	66.00	104.40
	67.00	67.00	104.41
	68.00	68.00	104.42
	69.00	69.00	104.43
	70.00	70.00	104.44
	71.00	71.00	104.45
	72.00	72.00	104.46
	73.00	73.00	104.47
	74.00	74.00	104.48
	75.00	75.00	104.49
	76.00	76.00	104.50
	77.00	77.00	104.51
	78.00	78.00	104.52
	79.00	79.00	104.53
	80.00	80.00	104.54
	81.00	81.00	104.55
	82.00	82.00	104.56
	83.00	83.00	104.57
	84.00	84.00	104.58
	85.00	85.00	104.59
	86.00	86.00	104.60
	87.00	87.00	104.61
	88.00	88.00	104.62
	89.00	89.00	104.63
	90.00	90.00	104.64
	91.00	91.00	104.65
	92.00	92.00	104.66
	93.00	93.00	104.67
	94.00	94.00	104.68
	95.00	95.00	104.69
	96.00	96.00	104.70
	97.00	97.00	104.71
	98.00	98.00	104.72
	99.00	99.00	104.73
	100.00	100.00	104.74

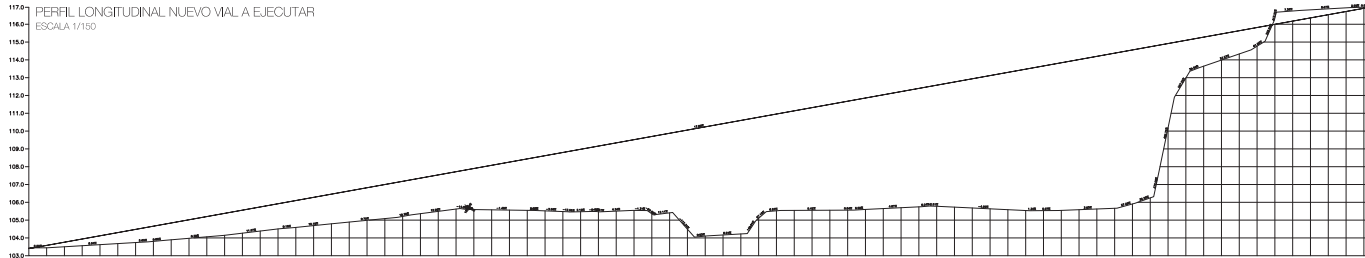
PERFIL LONGITUDINAL CAMINO EL ROQUE
ESCALA 1/150



Escala H: 100 Escala V: 100

P.K.	DISTANCIAS AL ORIGEN	DISTANCIAS PARCIALES	COTAS DE PROYECTO
	0.00	0.00	106.43
	1.00	1.00	106.44
	2.00	2.00	106.45
	3.00	3.00	106.46
	4.00	4.00	106.47
	5.00	5.00	106.48
	6.00	6.00	106.49
	7.00	7.00	106.50
	8.00	8.00	106.51
	9.00	9.00	106.52
	10.00	10.00	106.53
	11.00	11.00	106.54
	12.00	12.00	106.55
	13.00	13.00	106.56
	14.00	14.00	106.57
	15.00	15.00	106.58
	16.00	16.00	106.59
	17.00	17.00	106.60
	18.00	18.00	106.61
	19.00	19.00	106.62
	20.00	20.00	106.63
	21.00	21.00	106.64
	22.00	22.00	106.65
	23.00	23.00	106.66
	24.00	24.00	106.67
	25.00	25.00	106.68
	26.00	26.00	106.69
	27.00	27.00	106.70
	28.00	28.00	106.71
	29.00	29.00	106.72
	30.00	30.00	106.73
	31.00	31.00	106.74
	32.00	32.00	106.75
	33.00	33.00	106.76
	34.00	34.00	106.77
	35.00	35.00	106.78
	36.00	36.00	106.79
	37.00	37.00	106.80
	38.00	38.00	106.81
	39.00	39.00	106.82
	40.00	40.00	106.83
	41.00	41.00	106.84
	42.00	42.00	106.85
	43.00	43.00	106.86
	44.00	44.00	106.87
	45.00	45.00	106.88
	46.00	46.00	106.89
	47.00	47.00	106.90
	48.00	48.00	106.91
	49.00	49.00	106.92
	50.00	50.00	106.93
	51.00	51.00	106.94
	52.00	52.00	106.95
	53.00	53.00	106.96
	54.00	54.00	106.97
	55.00	55.00	106.98
	56.00	56.00	106.99
	57.00	57.00	107.00
	58.00	58.00	107.01
	59.00	59.00	107.02
	60.00	60.00	107.03
	61.00	61.00	107.04
	62.00	62.00	107.05
	63.00	63.00	107.06
	64.00	64.00	107.07
	65.00	65.00	107.08
	66.00	66.00	107.09
	67.00	67.00	107.10
	68.00	68.00	107.11
	69.00	69.00	107.12
	70.00	70.00	107.13
	71.00	71.00	107.14
	72.00	72.00	107.15
	73.00	73.00	107.16
	74.00	74.00	107.17
	75.00	75.00	107.18
	76.00	76.00	107.19
	77.00	77.00	107.20
	78.00	78.00	107.21
	79.00	79.00	107.22
	80.00	80.00	107.23
	81.00	81.00	107.24
	82.00	82.00	107.25
	83.00	83.00	107.26
	84.00	84.00	107.27
	85.00	85.00	107.28
	86.00	86.00	107.29
	87.00	87.00	107.30
	88.00	88.00	107.31
	89.00	89.00	107.32
	90.00	90.00	107.33
	91.00	91.00	107.34
	92.00	92.00	107.35
	93.00	93.00	107.36
	94.00	94.00	107.37
	95.00	95.00	107.38
	96.00	96.00	107.39
	97.00	97.00	107.40
	98.00	98.00	107.41
	99.00	99.00	107.42
	100.00	100.00	107.43

PERFIL LONGITUDINAL NUEVO VIAL A EJECUTAR
ESCALA 1/150



P.K.	DISTANCIAS AL ORIGEN	DISTANCIAS PARCIALES	COTAS DE TERRENO NATURAL	COTAS DE RASANTE CALLE MUNICIPAL NUEVA	COTAS ROJAS
	0.00	0.00	103.00	103.00	0.04
	1.00	1.00	103.01	103.01	0.14
	2.00	2.00	103.02	103.02	0.24
	3.00	3.00	103.03	103.03	0.34
	4.00	4.00	103.04	103.04	0.44
	5.00	5.00	103.05	103.05	0.54
	6.00	6.00	103.06	103.06	0.64
	7.00	7.00	103.07	103.07	0.74
	8.00	8.00	103.08	103.08	0.84
	9.00	9.00	103.09	103.09	0.94
	10.00	10.00	103.10	103.10	1.04
	11.00	11.00	103.11	103.11	1.14
	12.00	12.00	103.12	103.12	1.24
	13.00	13.00	103.13	103.13	1.34
	14.00	14.00	103.14	103.14	1.44
	15.00	15.00	103.15	103.15	1.54
	16.00	16.00	103.16	103.16	1.64
	17.00	17.00	103.17	103.17	1.74
	18.00	18.00	103.18	103.18	1.84
	19.00	19.00	103.19	103.19	1.94
	20.00	20.00	103.20	103.20	2.04
	21.00	21.00	103.21	103.21	2.14
	22.00	22.00	103.22	103.22	2.24
	23.00	23.00	103.23	103.23	2.34
	24.00	24.00	103.24	103.24	2.44
	25.00	25.00	103.25	103.25	2.54
	26.00	26.00	103.26	103.26	2.64
	27.00	27.00	103.27	103.27	2.74
	28.00	28.00	103.28	103.28	2.84
	29.00	29.00	103.29	103.29	2.94
	30.00	30.00	103.30	103.30	3.04
	31.00	31.00	103.31	103.31	3.14
	32.00	32.00	103.32	103.32	3.24
	33.00	33.00	103.33	103.33	3.34
	34.00	34.00	103.34	103.34	3.44
	35.00	35.00	103.35	103.35	3.54
	36.00	36.00	103.36	103.36	3.64
	37.00	37.00	103.37	103.37	3.74
	38.00	38.00	103.38	103.38	3.84
	39.00	39.00	103.39	103.39	3.94
	40.00	40.00	103.40	103.40	4.04
	41.00	41.00	103.41	103.41	4.14
	42.00	42.00	103.42	103.42	4.24
	43.00	43.00	103.43	103.43	4.34
	44.00	44.00	103.44	103.44	4.44
	45.00	45.00	103.45	103.45	4.54
	46.00	46.00	103.46	103.46	4.64
	47.00	47.00	103.47	103.47	4.74
	48.00	48.00	103.48	103.48	4.84
	49.00	49.00	103.49	103.49	4.94
	50.00	50.00	103.50	103.50	5.04
	51.00	51.00	103.51	103.51	5.14
	52.00	52.00	103.52	103.52	5.24
	53.00	53.00	103.53	103.53	5.34
	54.00	54.00	103.54	103.54	5.44
	55.00	55.00	103.55	103.55	5.54
	56.00	56.00	103.56	103.56	5.64
	57.00	57.00			