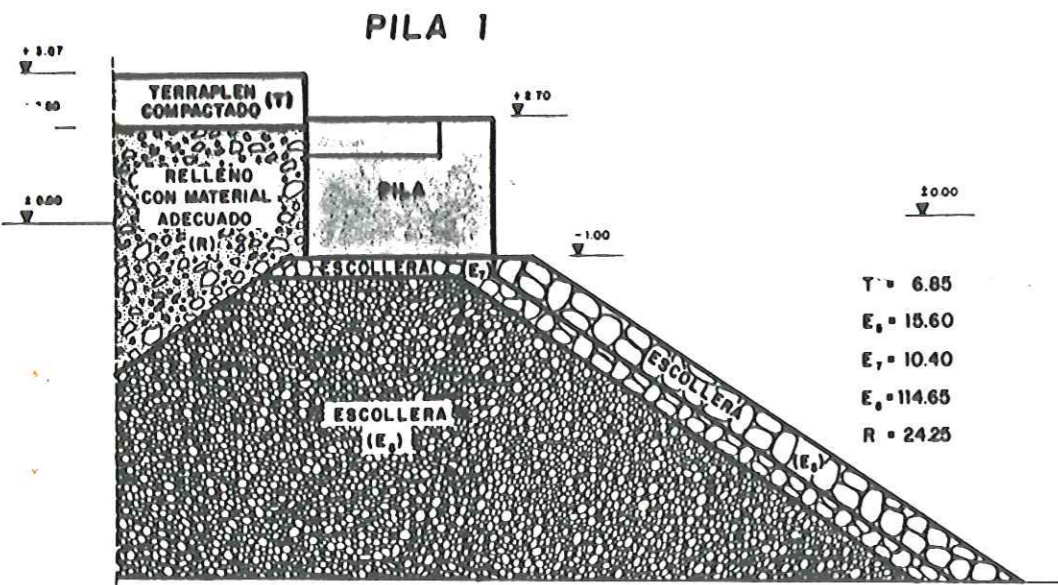
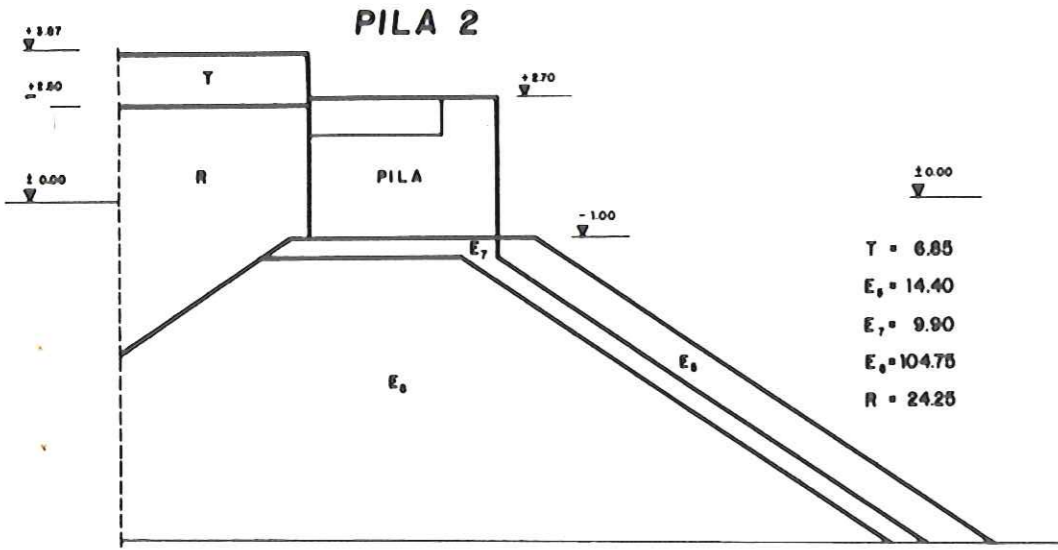


ZONA DE PILAS (SECCIONES)

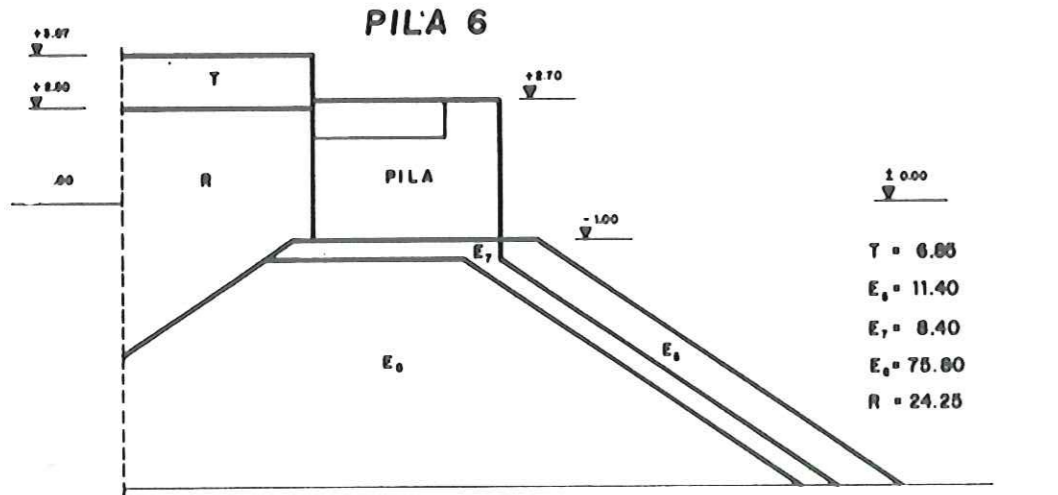
E = 1/100



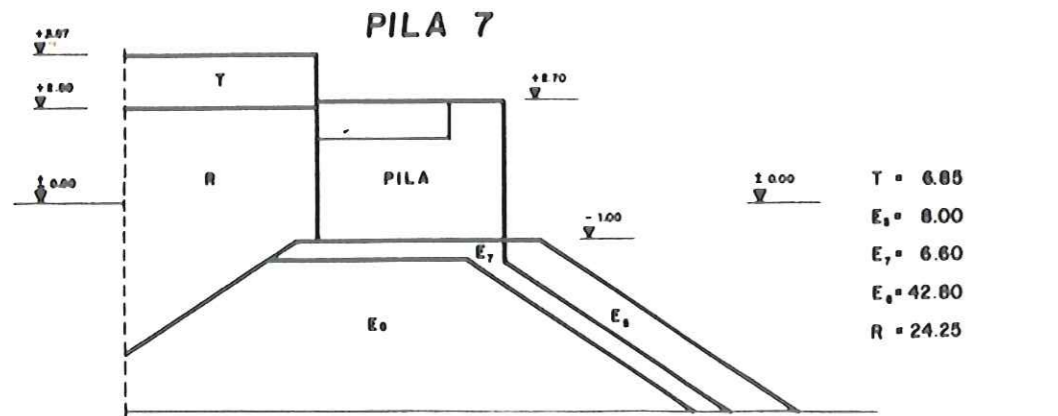
T = 6.85  
 E<sub>0</sub> = 15.60  
 E<sub>1</sub> = 10.40  
 E<sub>2</sub> = 114.65  
 R = 24.25



T = 6.85  
 E<sub>0</sub> = 14.40  
 E<sub>1</sub> = 9.90  
 E<sub>2</sub> = 104.75  
 R = 24.25

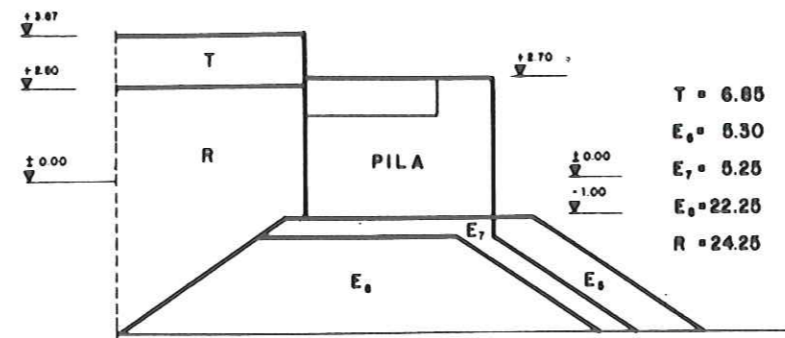


T = 6.85  
 E<sub>0</sub> = 11.40  
 E<sub>1</sub> = 8.40  
 E<sub>2</sub> = 75.80  
 R = 24.25



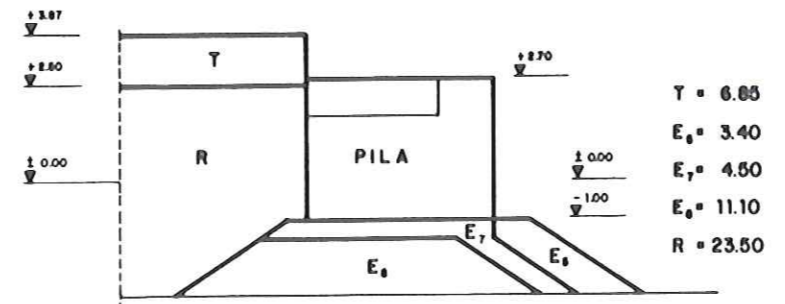
T = 6.85  
 E<sub>0</sub> = 8.00  
 E<sub>1</sub> = 6.60  
 E<sub>2</sub> = 42.80  
 R = 24.25

PILA 8



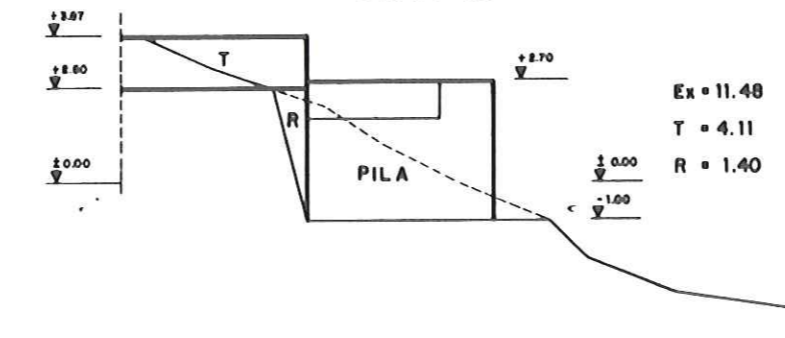
T = 6.85  
 E<sub>0</sub> = 5.30  
 E<sub>1</sub> = 5.25  
 E<sub>2</sub> = 22.25  
 R = 24.25

PILA 9



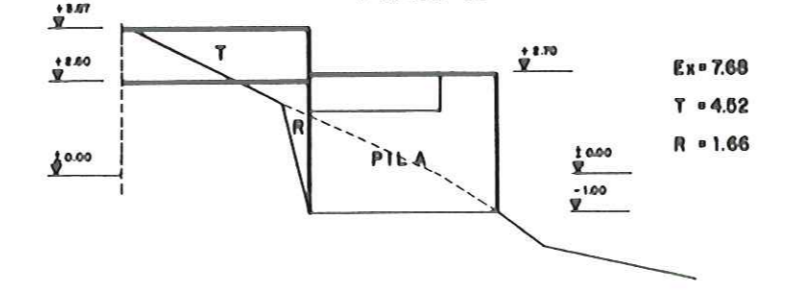
T = 6.85  
 E<sub>0</sub> = 3.40  
 E<sub>1</sub> = 4.50  
 E<sub>2</sub> = 11.10  
 R = 23.50

PILA 10



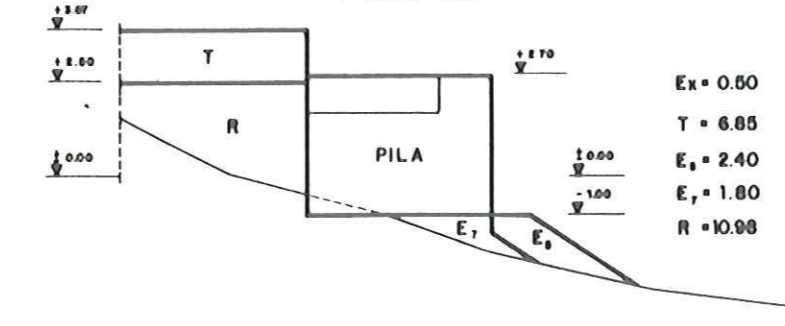
Ex = 11.48  
 T = 4.11  
 R = 1.40

PILA 11



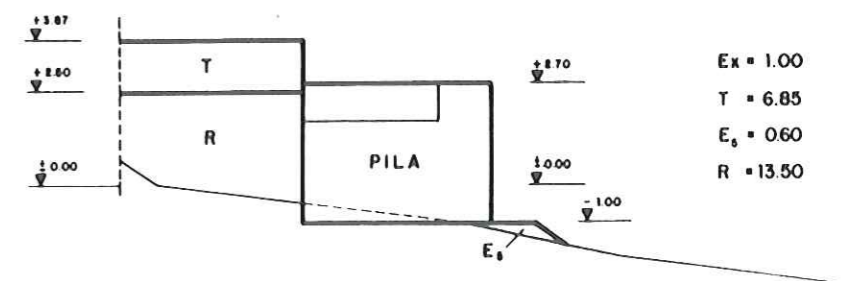
Ex = 7.68  
 T = 4.52  
 R = 1.66

PILA 13



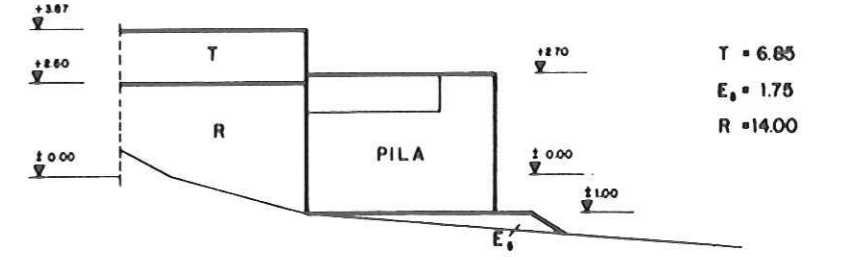
Ex = 0.50  
 T = 6.85  
 E<sub>0</sub> = 2.40  
 E<sub>1</sub> = 1.80  
 R = 10.98

PILA 15



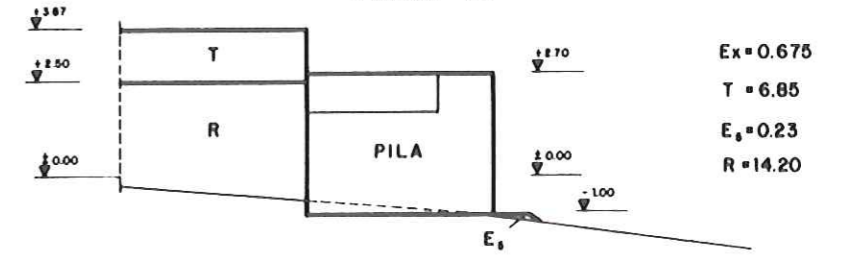
Ex = 1.00  
 T = 6.85  
 E<sub>0</sub> = 0.60  
 R = 13.50

PILA 17



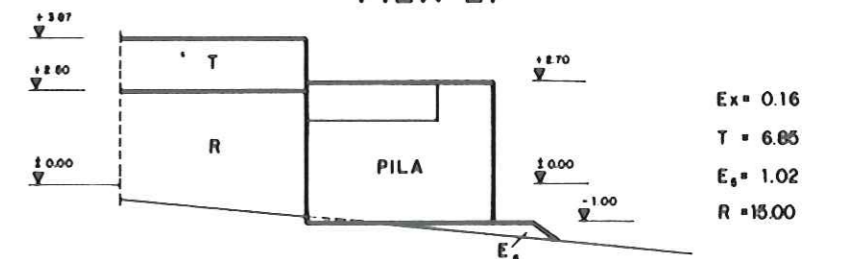
T = 6.85  
 E<sub>0</sub> = 1.75  
 R = 14.00

PILA 19



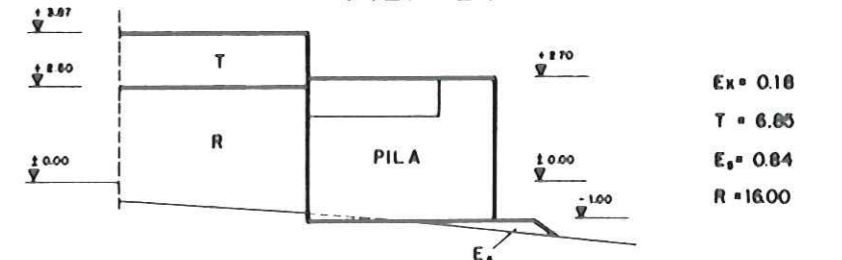
Ex = 0.675  
 T = 6.85  
 E<sub>0</sub> = 0.23  
 R = 14.20

PILA 21



Ex = 0.16  
 T = 6.85  
 E<sub>0</sub> = 1.02  
 R = 15.00

PILA 24



Ex = 0.18  
 T = 6.85  
 E<sub>0</sub> = 0.84  
 R = 16.00

<b>PROYECTO DE ORDENACION DEL LITORAL Y OBRAS MARITIMAS EN EL POLIGONO ANFI DEL MAR</b>	
TERM? MUNICIPAL DE MOGAN -- CORUÑA DEL SUR	
PROMOTOR: ANFI DEL MAR S.A.	
PASEO LITORAL BAHIA.- PERFILES TRANSVERSALES EN PILAS	
INGENIERO DE CAMINOS, CAIALES Y PUERTOS. FECHA	ESC. 1:100 PLANO N°
JUNIO 1987	(Logo)
ENRIQUE ANFI RODRIGUEZ - C.I.C. 1.8.994.	